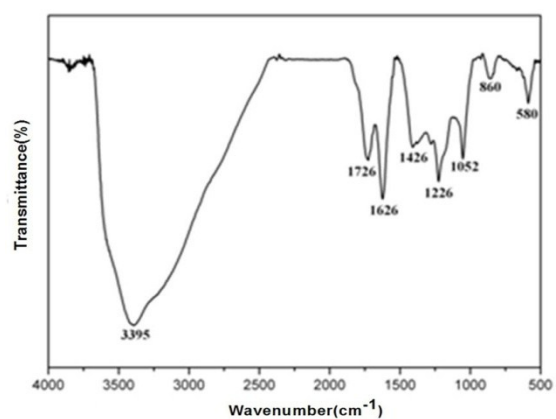


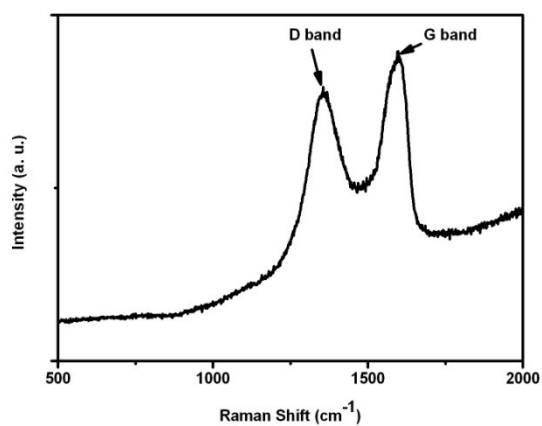
## Supplementary Material for

# Folic Acid-conjugated Graphene Oxide loaded with Photosensitizers for Targeting Photodynamic Therapy

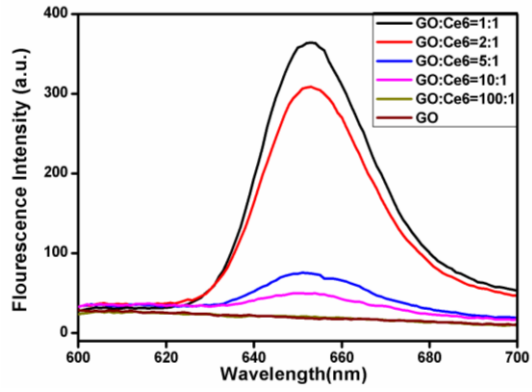
Peng Huang et al.



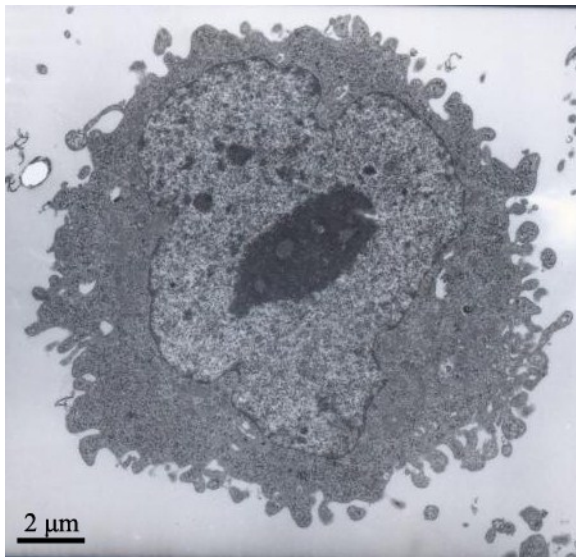
**Fig. S1** FT-IR spectrum of GO.



**Fig. S2** Raman spectrum of GO.



**Fig. S3** Fluorescence emission spectra of GO-Ce6 composite suspensions (The excitation wavelength is 400 nm).



**Fig. S4** TEM image of MGC803 cells without nanocarriers.